

DUPLEX Inter

II. generation

Brand new decentral ventilation unit with heat recovery

Determination

Indoor ventilation units DUPLEX Inter are designed for balanced-pressure ventilation in classrooms, open plan offices, facilities, restaurants, retail units and everywhere else where direct installation in occupancy areas with minimum noise is required.

Basic description

The units have high heat recovery efficiency, very low noise levels, low installed power input and minimum installation and design planning requirements.

The units are fitted with the top-of-the-range ATREA aMotion control module for running all necessary functions.

Patent-protected DUPLEX Inter units include flexibly mounted EC fans, a counterflow heat recovery exchanger, a slide-out supply air filter, a heat recovery exchanger bypass, self-powered shut-off dampers and a control box. The drainless condensate pan is heated using an electric cell with automatic switching function. The top section has splitter sound attenuators, adjustable jet supply air ceiling louvers, an extraction air filter and an external CO₂ sensor as a standard feature. The bottom of the unit has a spacing frame made of anti-vibration rubber.

Compliance with European standards

- Commission (EU) Regulation No. 1253/2014 (Ecodesign) for 2018
- Casing characteristics according to EN 1886
- EC motors compliant with ErP 2015
- SFP in the range of $0.27 \div 0.37 \text{ W/m}^3/\text{h}$ as required by Passiv Haus

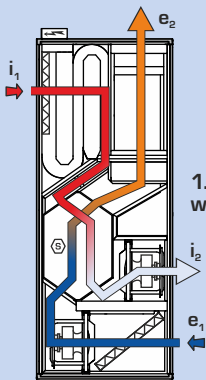


Advantages of DUPLEX Inter units

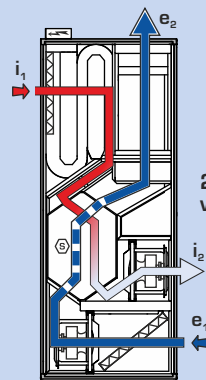
- Low noise to allow installation directly in occupancy areas of buildings with the most stringent acoustic requirements
- Completely autonomous based solely on CO₂ concentration
- A ductless system without any ductwork in the building
- Demanding condensate drainage eliminated (!)
- Digital control system aMotion supplied as a standard feature, allowing remote administration through the Internet
- Very efficient ventilation thanks to air stream reaching up to 10 metres
- Very easy installation without the need for trade-specific design or specialist HVAC and power installation
- High heat recovery efficiency of up to 93 %
- The bypass closes the heat recovery exchanger inlet to allow the free-cooling
- Automatic frost protection
- Optional air supply reheating
- When the unit is set back from external walls with windows, duct sound attenuators may be installed to reduce noise transmission through the external wall
- Ecodesign 2018 compliant
- Power connection by using only a flexible conductor plugged into existing power sockets (16 A)
- An integrated electric pre-heater



OPERATING MODES



1. equal pressure ventilation with heat recovery



2. free-cooling via by-pass in summer time

- ➔ e₁ ... fresh air inlet
- ➔ e₂ ... fresh air outlet
- ➔ i₁ ... exhaust air inlet
- ➔ i₂ ... exhaust air outlet

SELECTION SOFTWARE



For the detailed design of DUPLEX series units, accessories and control systems we recommend using our selection software. You can find it on our website at www.atrea.eu.



VENTILATION UNITS WITH HEAT RECOVERY

ATREA s.r.o., Čs. armády 32
466 05 Jablonec n. Nisou
Česká republika



Tel.: +420 483 368 133

Fax: +420 483 368 112

E-mail: atrea@atrea.eu

www.atrea.eu

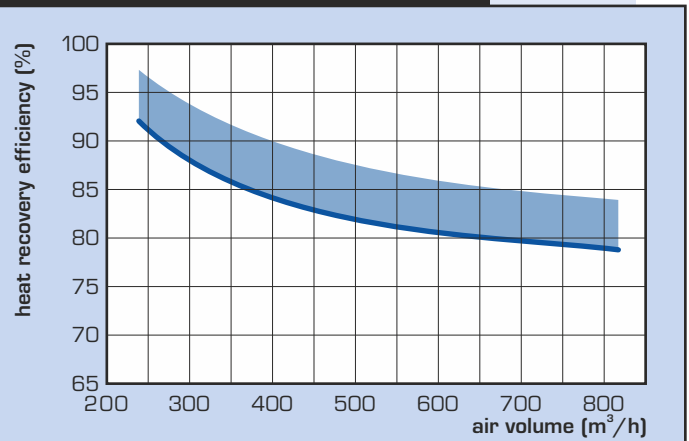
PERFORMANCE GRAPHS

TECHNICAL DATA

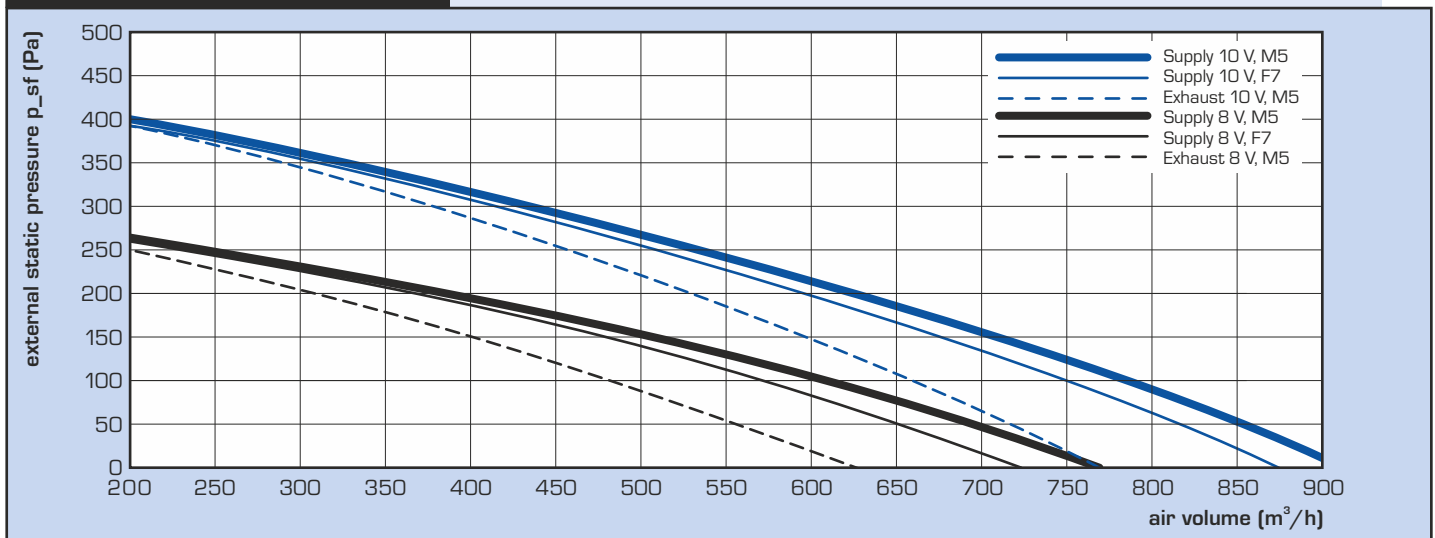
DUPLEX Inter		850
Heat recovery efficiency ¹⁾	%	up to 93 %
Power consumption - fans	W	see graph
Electric preheater	W	1 100
Voltage	V	230
Frequency	Hz	50
Fan speed - max	min ⁻¹	1 910
Filter class	-	M5 / M5, optional F7
Electric reheater	W	on request
Built-in control system - auto	-	CO ₂
100 % by-pass	-	standard
Air stream reach (0,15 m/s)	m	8-10

¹⁾ According to air volume

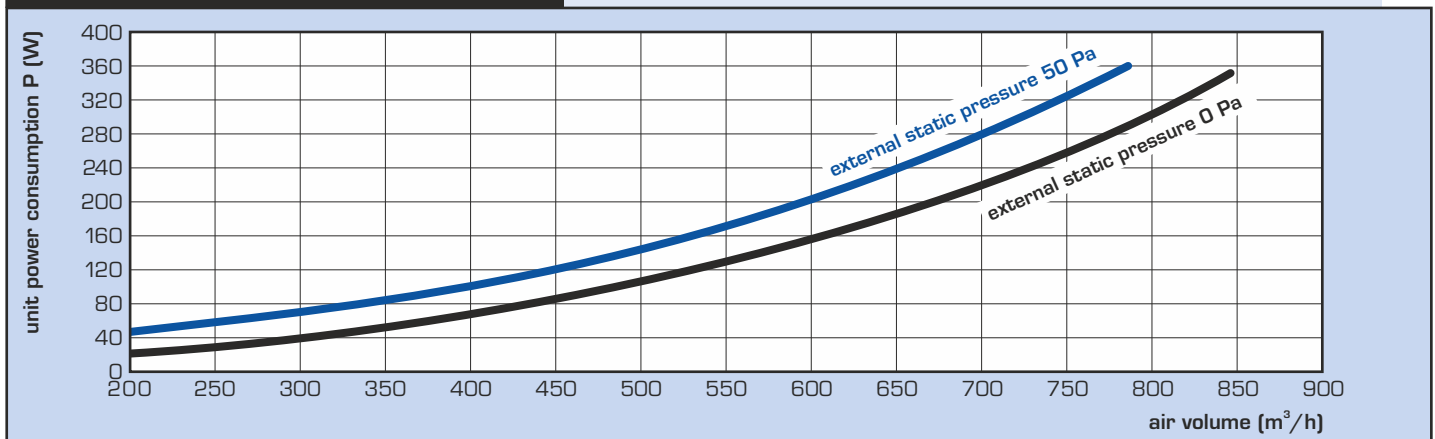
HEAT RECOVERY EFFICIENCY



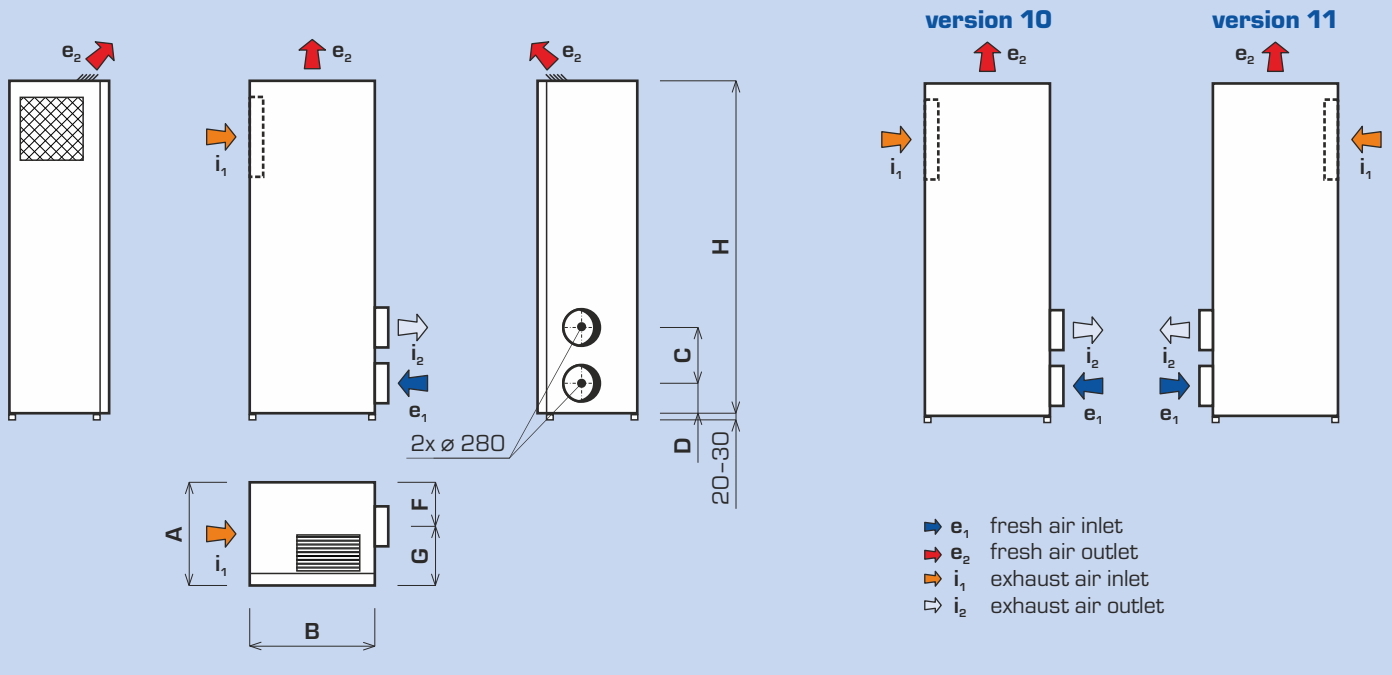
PERFORMANCE SUMMARY



POWER INPUT CHARACTERISTICS



BASIC DIMENSIONS



- $\rightarrow e_1$ fresh air inlet
- $\rightarrow e_2$ fresh air outlet
- $\rightarrow i_1$ exhaust air inlet
- $\rightarrow i_2$ exhaust air outlet

Unit		H	A	B	C	D	E	F	G
850 Inter	mm	2 000	665	800	445	192	280	325	340

BASIC COMPONENTS



Legend:

- 1 Counter-flow plastic exchanger
- 2 EC fan (exhaust)
- 3 EC fan (supply)
- 4 Supply air filter
- 5 Exhaust air filter
- 6 Supply sound attenuator
- 7 Exhaust sound attenuator
- 8 External terminal board and signaling diode
- 9 aMotion control system
- 10 Alternative condensate drain
- 11 Built-in CO₂ sensor

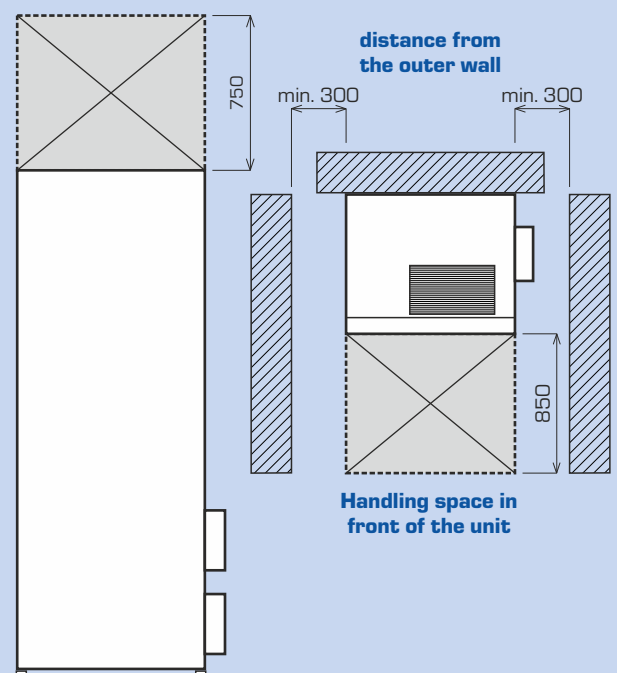
HANDLING SPACE

DUPLEX Inter units must be installed with the prescribed handling space around the unit in mind.

Handling space in front of the unit must be maintained for opening the front door, replacing filters and providing servicing and installation access to each unit part.

Each drawing shows the minimum handling space.

Handling space above the unit

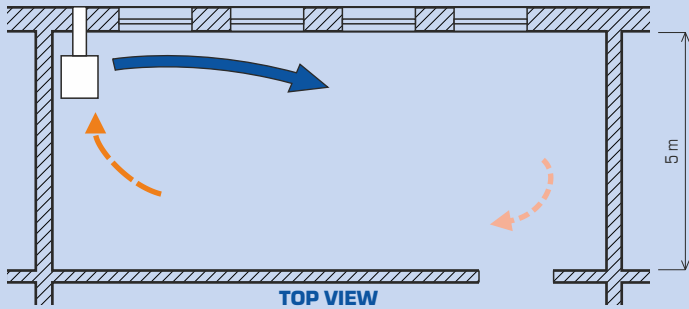
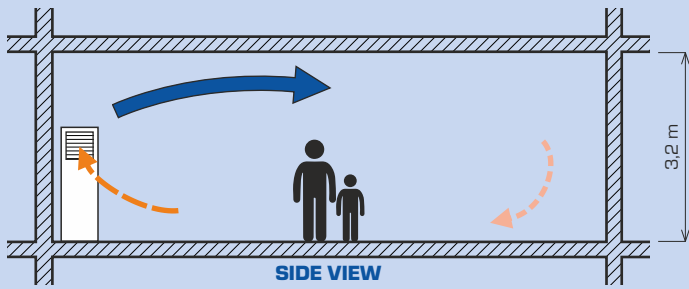


Handling space in front of the unit

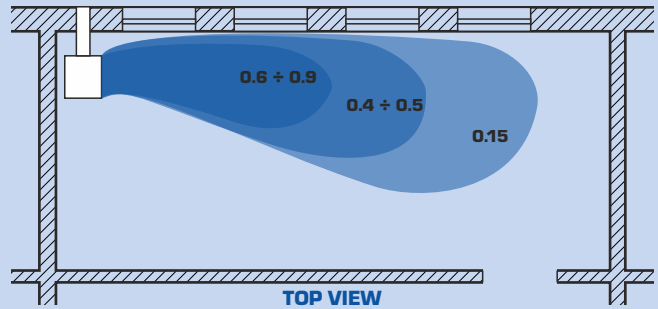
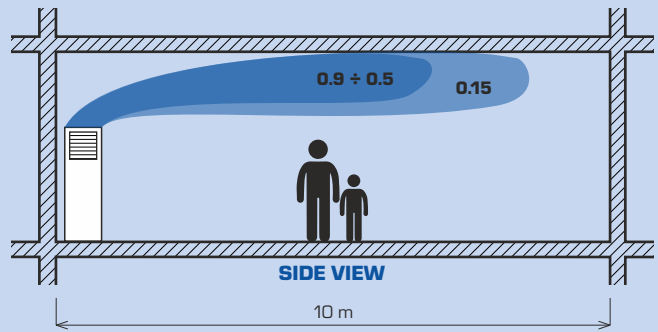
UNIT INSTALLATION

TYPICAL LOCATION OF THE UNIT IN A CLASSROOMS

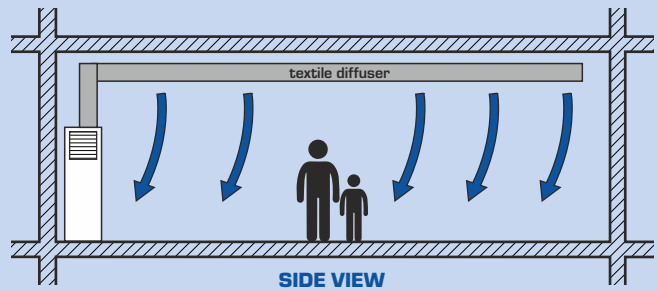
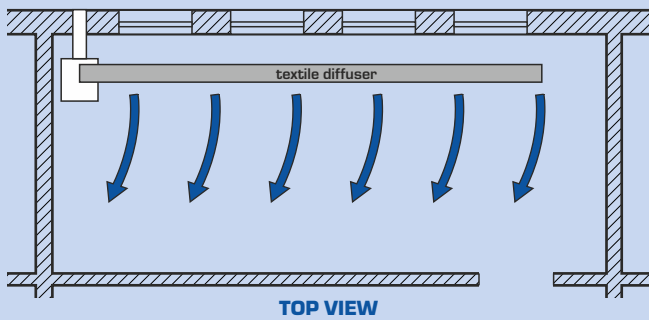
AIR DISTRIBUTION CHARACTERISTICS



ISOTHERMAL FLOW VELOCITY PROFILE (m/s) V = 620 m³/h



AIR DISTRIBUTION VARIANT VIA TEXTILE DIFFUSER



INSTALLATION AND FACADE PASSAGES DETAILS

Unit section

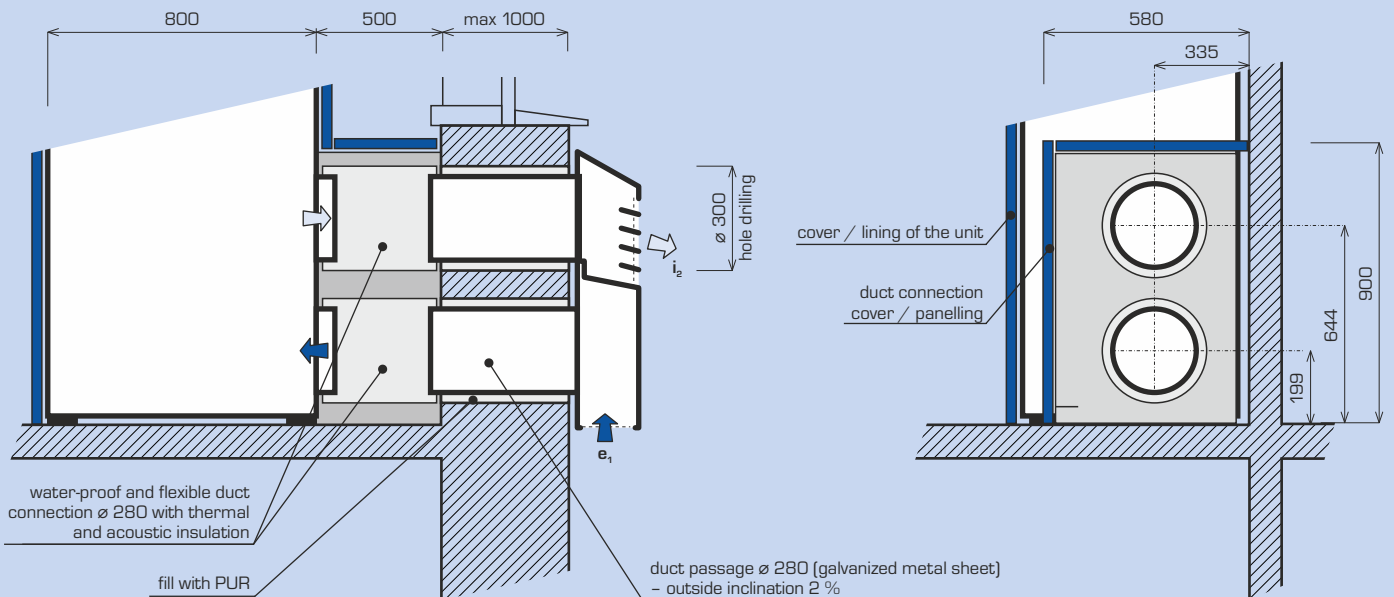
DUPLEX Inter unit
*Unit casing

Ducting section

*Set - duct connection cover
*Duct connection panelling

Outlet section

*Set - Facade outlet
(incl. facade passages)



* Optional accessory

INSTALLATION AND OPTIONAL ACCESSORIES

OPTIONAL ACCESSORIES - SURFACE FINISHES

The basic DUPLEX Inter version without a surface finish. The following finish options are available:

1) Painted sheet metal – white (RAL 9010) or silver (RAL 9006).

2) Laminated panelling – this optional feature has two separate sections – the unit panelling and duct cover panelling. Both are made from 18 mm thick laminated panels designed for installation on the unit and cover. All installation fixtures including angle mouldings for the cover section are included. There are three basic finishes to choose from.

Oak natural




37307 AN

Beech natural



Bávaria 381 BS

Oak Bardolino




H1145ST10

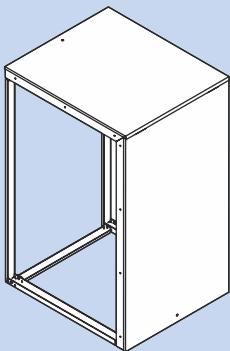
3) Painted finish – a choice of 20 standard finishes (see the catalogue of finishes; a finish sample on the front page) or custom made.



Note: All finishes cover only three sides of the unit; the rear is without a finish.



OPTIONAL ACCESSORIES - DUCT CONNECTION COVER

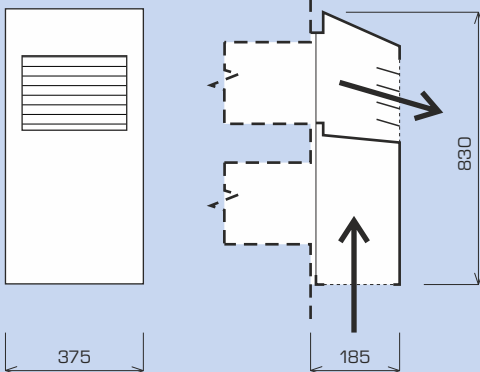


- Stable, freestanding element to cover the ducts to facade outlets of 500 mm length
- The colour versions available can be the same as the unit including the laminated panelling and painted finishes.
- No need to be fixed to a wall or floor – just by gap between the wall and the unit.
- On-site installation, intended for vertical faucet.

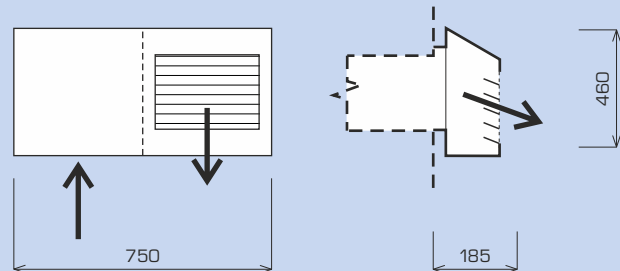
Note: The ducting on the rear is not covered.

OPTIONAL ACCESSORIES - COMBINED FACADE OUTLETS

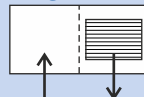
VERTICAL



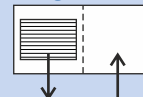
HORIZONTAL



Configuration 10



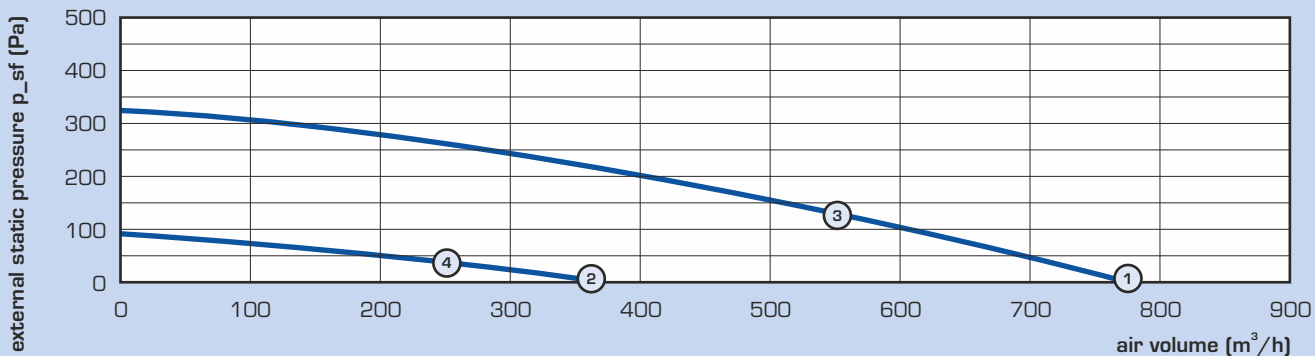
Configuration 11



- Outlet contains two duct outlets
- Installation is done by hanging on the pipe passages by screwing one bolt into the facade of the building (not included)
- The basic design is without surface treatment, before laying it is necessary to surface the outlet

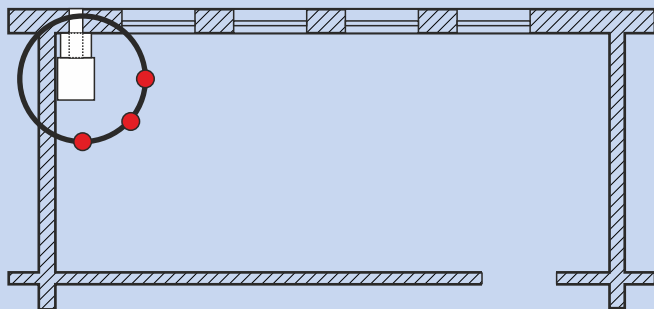
ACOUSTIC POWER L_w (A) AND ACOUSTIC PRESSURE L_p (A)

DUPLEX 850 Inter



		Working point	63	125	250	500	1000	2000	4000	8000	$\Sigma(A)$ (dB)
Surround (unit, e_2 , i_1)	L_p 1 m (dB)	1 (770 m³/h, 0 Pa)	44	43	41	32	<25	<25	<25	<25	36
		2 (360 m³/h, 0 Pa)	41	35	<25	<25	<25	<25	<25	<25	24
		3 (550 m³/h, 125 Pa)	50	47	37	26	<25	<25	<25	<25	35
		4 (260 m³/h, 30 Pa)	43	36	<25	<25	<25	<25	<25	<25	23
Acoustic power i_2	L_w (dB)	1 (770 m³/h, 0 Pa)	47	48	51	47	46	40	32	32	50
		2 (360 m³/h, 0 Pa)	33	34	35	29	29	<25	<25	<25	33
		3 (550 m³/h, 125 Pa)	53	56	52	50	48	49	39	29	53
		4 (260 m³/h, 30 Pa)	40	42	39	33	32	29	<25	<25	37
Acoustic power e_1	L_w (dB)	1 (770 m³/h, 0 Pa)	45	47	49	45	40	38	33	34	48
		2 (360 m³/h, 0 Pa)	30	30	31	32	27	25	<25	<25	32
		3 (550 m³/h, 125 Pa)	48	54	50	47	46	40	36	29	50
		4 (260 m³/h, 30 Pa)	35	39	33	29	28	<25	<25	<25	32

Note: - The acoustic pressure values in the vicinity of the unit apply only when installed with the original ductwork cover, measured at a distance of 1 metre from the unit.
- The acoustic pressure values are determined by the joint action of the unit's housing, the supply outlet and the extraction outlet on the unit.



A plan showing microphones placed 1 metre away from the unit.

EXAMPLES OF REALIZATIONS



ES Nehvizdy



ES Huntířov

DUPLEX INTER - BASIC UNIT



DUPLEX 850 Inter

The basic compact unit configuration includes supply and extractor fans with free-running impeller and anti-vibration mounting, a removable counterflow heat recovery exchanger from thin-walled plastic panels, slide-out supply and extraction air filters (filter class M5 or F7) and a drain pan with DN 32 hose for condensate drainage. The top panel provides easy access to all integrated components, while the side panel facilitates condensate drain handling and control system access.


DUPLEX Inter



Fans

DUPLEX 850 Inter units feature high-efficiency fans with free-running impeller and backward-curved blades. The fans comply with the requirements of the ErP 2015 European standard.

Me.xxx; Mi.xxx



Heat recovery exchanger

The counterflow-type heat recovery exchanger is made of plastic and is highly efficient. The efficiency rates of plastic heat recovery exchangers in DUPLEX Inter are up to 93 %.

S4 / S5



Bypass damper ("B")

A plate heat recovery exchanger bypass including actuator. When the bypass opens, the flow through the heat recovery exchanger automatically closes to eliminate heat transfer.

B.x



Electric pre-heater

1.1 kW electric pre-heaters EDO.INT 1,1 are included as standard in the basic configuration of DUPLEX Inter unit. Preheating is operated by the unit's control system in such a way so as to prevent heat recovery exchanger freezing.



CO₂ concentration sensor

DUPLEX Inter units include a CO₂ concentration sensor with IR detection as a standard basic configuration feature. The sensor is located in the top section of the unit near the suction inlet. It enables coupled control based on current room occupancy.

BUILT-IN ELECTRIC RE-HEATERS EDO-PTC



- Designed for **integration in the unit** as an optional accessory to be installed at the set position inside the unit including the mounting frame
- Electric re-heater **EDO.INT 1,1** is determined for supply air re-heating with power of 1.1 kW

OVERVIEW OF ORDER NUMBERS FOR DUPLEX INTER

	DUPLEX 850 Inter (version 10, galvanized, for housing) - 2nd gen.	Ord. No. A350100-L		Controller aTouch 4,3 4,3" colour touchscreen remote control (for regulation aMotion L, E)	Ord. No. A145500	
	DUPLEX 850 Inter (version 11, galvanized, for housing) - 2nd gen.	Ord. No. A350101-L		Controller aDot (B) design controller with display - basic print - black (for regulation aMotion L, E)	Ord. No. A145550	
	DUPLEX 850-L Inter + EDO.INT (version 10, galvanized, for housing, incl. reheater) - 2nd gen.	Ord. No. A350103-L		Controller aDot (W) design controller with display - basic print - white (for regulation aMotion L, E)	Ord. No. A145551	
	DUPLEX 850-L Inter + EDO.INT (version 11, galvanized, for housing, incl. reheater) - 2nd gen.	Ord. No. A350104-L		Integrated electric reheater 1,1 kW	Ord. No. A350010	
	Housing of the unit, white painted sheet metal (version 10, 850 Inter) - 2nd gen	Ord. No. A350126		FK 850 INT - M5	Ord. No. A350090	
	Housing of the unit, white painted sheet metal (version 11, 850 Inter) - 2nd gen	Ord. No. A350127		FK 850 INT - F7	Ord. No. A350091	
	Housing of the unit, silver painted sheet metal (version 10, 850 Inter) - 2nd gen	Ord. No. A350128		FT 850 INT - M5 (10 pc)	Ord. No. A350093	
	Housing of the unit, silver painted sheet metal (version 11, 850 Inter) - 2nd gen	Ord. No. A350129		FT 850 INT - F7 (10 pc)	Ord. No. A350094	
	Housing of the unit, painted finish - choice of finishes	See separate documentation		E₂ outlet - D315 outlet transition piece	Ord. No. A350033	
	Housing of the unit, painted finish - custom made finish	See separate documentation		E₂ outlet - D250 outlet transition piece	Ord. No. A350034	
	Panelling of the unit, laminated panels 18 mm thick	See separate documentation	A set of integrated external wall outlet supply + extraction - vertical (ver. 10 and 11, including external wall duct sleeves up to 1000 mm long)			Ord. No. A350140
	Duct connection set 500 mm including fixtures	Ord. No. A350141	A set of integrated external wall outlet supply + extraction - horizontal (ver. 10, including external wall duct sleeves up to 1000 mm long)			Ord. No. A350149
	Set - duct connection cover 500 mm (galvanized, for housing)	Ord. No. A350142	A set of integrated external wall outlet supply + extraction - horizontal (versions 11, including external wall duct sleeves up to 1000 mm long)			Ord. No. A350150
	Duct connection cover 500 mm, laminated panels 18 mm thick (ver. 10 and 11, beech natural)	Ord. No. A350143	A set of integrated external wall outlet supply + extraction - vertical (ver. 10 and 11, including external wall duct sleeves up to 1000 mm long) - white RAL9010			Ord. No. A350140W
	Duct connection cover 500 mm, laminated panels 18 mm thick (ver. 10 and 11, oak natural)	Ord. No. A350144	A set of integrated external wall outlet supply + extraction - vertical (ver. 10 and 11, including external wall duct sleeves up to 1000 mm long) - black RAL9005			Ord. No. A350140B
	Duct connection cover 500 mm, laminated panels 18 mm thick (ver. 10 and 11, oak bardolino)	Ord. No. A350145	A set of integrated external wall outlet supply + extraction - horizontal (ver. 10, including external wall duct sleeves up to 1000 mm long) - white RAL9010			Ord. No. A350149W
	Duct connection cover 500 mm, white painted sheet metal (versions 10 and 11)	Ord. No. A350146	A set of integrated external wall outlet supply + extraction - horizontal (ver. 10, including external wall duct sleeves up to 1000 mm long) - black RAL9005			Ord. No. A350149B
	Duct connection cover 500 mm, silver painted sheet metal (versions 10 and 11)	Ord. No. A350147	A set of integrated external wall outlet supply + extraction - horizontal (ver. 11, including external wall duct sleeves up to 1000 mm long) - white RAL9010			Ord. No. A350150W
	Duct connection cover 500 mm, painted finish (versions 10 and 11)	Ord. No. A350148	A set of integrated external wall outlet supply + extraction - horizontal (ver. 11, including external wall duct sleeves up to 1000 mm long) - black RAL9005			Ord. No. A350150B

CONTROL SYSTEM

As a standard feature DUPLEX Inter units include the top-of-the-range aMotion digital control system enabling remote access through a web-based server.

The aMotion type digital control module is the latest in operation control. It provides all basic functions and also includes a wide range of other inputs and outputs for connection to sensors. All optional components including the power supply are connected through the terminal board on the top section of the unit.

Also included as standard is a built-in smoke detector which disconnects the unit if smoke is drawn in.

AMOTION CONTROL SYSTEM FOR DUPLEX INTER UNITS

Control system „aMotion“

Standard functions of the aMotion control system

- EC fan speed control (according to mode settings)
- Automatic bypass damper position control (heat and cold recovery)
- Critical condition assessment and prevention based on temperature readings
- Weekly ventilation programme and temperature setting
- A built-in web server and Ethernet interface for communication with remote access through the Internet
- 4 contact inputs
- Power inputs for switching using 230 V voltage (4 inputs - 3 delayed, 1 immediate)
- An option to connect two CO₂ or relative humidity sensors, up to two sensors with a contact or 0-10 V input
- Outputs for controlling the electrical pre-heater and heater (impulse switching by 10 V) or hot-water air heater (controlled by 0-10 V signal)
- Operation of the unit in selected modes - balanced-pressure ventilation / night pre-cooling / overpressure ventilation
- Automatic switching between modes according to temperature settings
- Power control according to current CO₂ concentration including automatic power increase
- Automatic switching between heating and non-heating seasons
- Web server / ModBUS communication as a standard feature

BACnet / KNX converter

- An optional converter for connection to a parent system using a BACnet or KNX protocol

CO₂ concentration

- Optional sensor-based automatic operation - CO₂ concentration (one sensor supplied), another air quality, relative humidity or VOC sensor can be connected (optional accessory)

EPS

- Optional EPS signal connection (electronic fire alarm signal) for disconnecting the unit in the event of fire alarm

Smoke detector

- A built-in smoke detector is also a standard feature of the unit

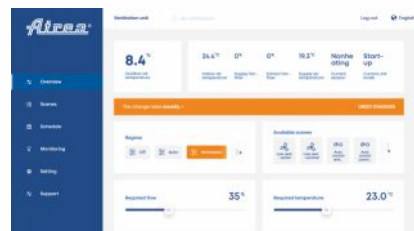
aTouch (touch-screen)



aDot (touch-screen)



aSpace (internet interface)



CO₂ sensor (1x as standard)

